

Weights

Operating weight with cab and bucket (ISO 6016)	2608 kg
Transport mass (no attachment)	2477 kg
Weight reduction with canopy	-118 kg
Ground pressure with rubber tracks	30.30 kPa

Engine

Make / model	Kubota / D1105-E4B (Stage V)
Fuel	Diesel
Number of cylinders	3
Displacement	1123 cm ³
Maximum power @ 2400 rpm (ISO 14396)	15.4 kW
Maximum torque (SAE)	71.2 Nm

Hydraulic System

Pump type	Dual outlet variable displacement piston pump with gear pumps
Total hydraulic capacity	87.00 L/min
Auxiliary (AUX1) flow	50.00 L/min
Auxiliary (AUX2) flow	20.00 L/min
Auxiliary (AUX1) relief	180.00 bar
Auxiliary (AUX2) relief	179.00 bar

Performance

Digging force, dipperstick (ISO 6015)	15690 N
Digging force, bucket (ISO 6015)	23720 N
Drawbar pull	29080 N
Travel speed, low range	2.5 km/h
Travel speed, high range	4.3 km/h

Slew System

Boom swing, left	60.0°
Boom swing, right	60.0°
Slew rate	9.3 RPM

Fluid Capacities

Fuel reservoir	34.40 L
Hydraulic reservoir	10.20 L

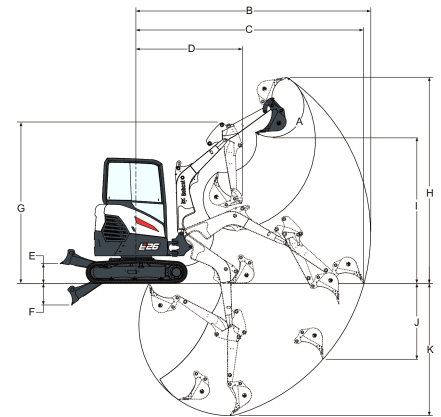
Environmental

Noise level LpA(EU Directive 2006/42/EC)	80 dB(A)
Noise level LWA(EU Directive 2000/14/EC)	93 dB(A)
Whole body vibration (ISO 2631-1)	0.11 ms ⁻²
Hand-arm vibration (ISO 5349-1)	0.50 ms ⁻²

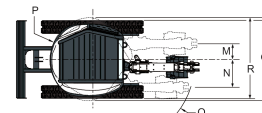
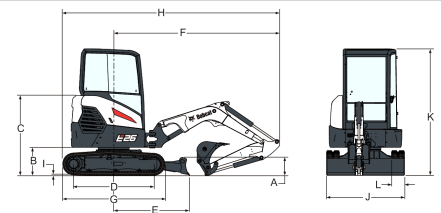
Standard Features

1500 mm dozer blade	Horn
250 mm rubber track	Machine IQ (telematic)
Adjustable double acting auxiliary hydraulic (AUX1) with Quick Couplers	Proportional fingertip auxiliary and boom swing offset hydraulic control
Battery disconnect switch	Retractable seat belt
Blade float feature	Seat with high back
Control console locks	Storage compartment
Cupholder	TOPS/ROPS/FOPS canopy * 1
Dual Direction Detent	Two-speed travel with Auto shift
Engine/hydraulic monitor with shutdown	Upper structure four-point tie down
Foldable and ergonomic travel pedals	Work light (boom)
Full fuel warning alarm	Water separator
Grease gun holder	Warranty: 24 months, 2000 hours (whichever occurs first)

1. Roll Over Protective Structure (ROPS) – Meets requirements of ISO 3471. Tip Over Protective Structure (TOPS) – Meets requirements of ISO 12117. Falling Object Protective Structure (FOPS) - Meets requirements of ISO 3449.

Working Range


(A)	185.0°	(G)	3246.0 mm
(B)	4678.0 mm	(H)	4272.0 mm
(B*)	4966.0 mm	(H*)	4473.0 mm
(C)	4553.0 mm	(I)	3057.0 mm
(C*)	4850.0 mm	(I*)	3258.0 mm
(D)	2132.0 mm	(J)	1809.0 mm
(D*)	2135.0 mm	(J*)	2078.0 mm
(E)	385.0 mm	(K)	2582.0 mm
(F)	315.0 mm	(K*)	2890.0 mm

Dimensions


(A)	319.0 mm	(K)	2438.0 mm
(B)	539.0 mm	(L)	250.0 mm
(C)	1540.0 mm	(M)	580.0 mm
(D)	1543.0 mm	(N)	705.0 mm
(E)	1462.0 mm	(O)	1755.0 mm
(F)	3192.0 mm	(P)	820.0 mm
(G)	1965.0 mm	(P*)	840.0 mm
(H)	4174.0 mm	(Q)	1741.0 mm
(I)	21.0 mm	(R)	1616.0 mm
(J)	1500.0 mm		

Options

Object handling package (Valves, OWD, Lifteye)	Travel motion alarm
TOPS/ROPS/FOPS cab	AM/FM MP3 radio
AUX1 direct return to tank	Additional halogen lights
AUX2 hydraulics	Beacon
AUX1/AUX2/Drain on arm	Dlx textile suspension seat
Case drain line	Special Application kit
Auto idle	L/R mirrors
Keyless ignition	Klac D and MS03 coupler